


1020K-RC



- power to lift



LOADING GROUP HC1/HD4/B3		1020-K1	1020-K2	1020-K3	1020-K4	1020-K5
Type				K-RC		
TECHNICAL DATA						
Load moment	tm	9.7	9.5	9.2	8.9	8.7
Hydraulic reach	m	5.5	7.5	9.7	11.8	14.0
Slewing torque	kgm			1325		
Slewing angle	°			420		
Working pressure	bar			330		
Weight excl. stabilizer legs	kg	1000	1105	1205	1295	1375
Weight of stabilizer legs, standard	kg			160		
Pump performance	l/min			40-70		
Oil tank capacity, separate tank	l			55		
Power consumption	kW			22-38		
GEOMETRY						
Height above mounting surface	mm			2135		
Width, folded	mm			2350		
Length of crane, no extra valves	mm			747		
Length with 2 extra valves in internal hose reel	m			747		
Dual Power Plus link arm system				Basic		
Over-bending on crane	°			15		
Hook height 1 m from column	m	2.94	2.84	2.74	2.64	2.54
CONTROL MODE						
Radio remote control of crane				Basic		
Manual operation of stabilizer functions				Basic		
Remote control box with HMF InfoCentre				Option		
Remote control box, linear control levers (L) or joysticks (J)				L / J		
Stand-up controls with bracket for radio remote control box				Option		
Top seat on column with bracket for remote control box				Option		
CONTROLS						
RCL 5300 Safety System				Basic		
Control valve type (RC) for crane operation				Basic		
Control valve type (-h) for operation of stabilizer legs and beams				Basic		
HDL speed adaptation system				Basic		
OPTIONS: HYDRAULIC EQUIPMENT						
Oil cooler				Option		
High-pressure filter				Option		
Hydraulically extensible stabilizer beam				Option		
Multi-coupling for extra valves in hose guides				Option		
Extra valves in hose guides				Option		
Extra valves in hose reels internally in the jib extensions				Option		
2 or 4 available functions for operating the separate traverse				Option		
1500 kg hydraulic hoist on the crane				Option		
55 l oil tank mounted on the crane				Option		
OTHER EQUIPMENT						
Number of manual extensions		1020-K1	1020-K2	1020-K3	1020-K4	1020-K5
Fixed or variable flow pump			1	1	1	1
Work light on crane				Option		
Stabilizer leg, 30°/60° manual swing-up, type R, 0.8-1.3 m				Option		
Manual swing-up stabilizer leg with gas spring				Option		
Biodegradable oil				Option		
Footplate extended 100 mm or 200 mm				Option		



HMF RCL 5300

The system monitors all safety functions and shows the current load moment on the crane.



Minimum Space Requirements

Minimum space requirements give you more space on the truck body - and better economy.



Dual Link Arm System

The HMF dual Power Plus link arm system has an excellent lifting capacity at long reach and in high positions as well as it makes it possible to lift a heavy load close to the column.



Extra Valves - Internal Reels

1 or 2 extra valves are fed in internal hose reels and lie particularly well protected.




HMF Radio Remote Control type RC

(Remote Control)

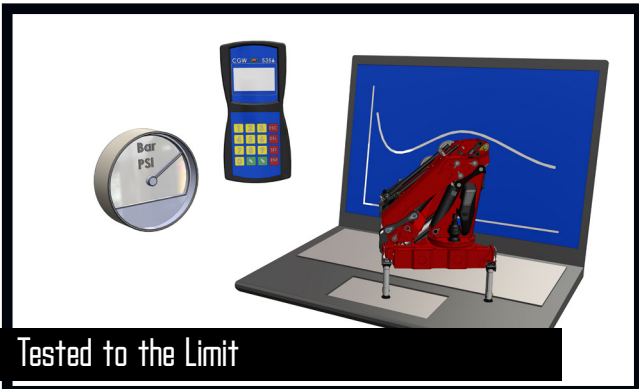
HMF radio remote control provides the operator with all advantages and possibilities for remote control of the crane functions and important safety functions. The crane operator can move in the entire working area and can at any time position himself optimally and safely in relation to the lifting task.

The crane is equipped with the HDL system which automatically adapts the crane speed to the working situation when it is exposed to a lot of stress.



Adaptable Stabilizer Solutions

The stabilizer legs of the crane are to ensure stability - however they still have to be easy to handle and must not take up too much space when not in use. Therefore you can choose between fixed stabilizer legs, manual swing-up stabilizer legs to 180° with gas spring or fully hydraulic swing-up stabilizer legs to 180°. Stabilizer beams can be freely selected as hydraulically extensible or manually extensible, also in connection with the sophisticated EVS stability monitoring.



Tested to the Limit

An HMF crane is never released until it has been tested again and again. All crane series are put on the test bench, where the crane is loaded up to at least 125 % of its nominal capacity in all positions. Not just once, but 145,000 times! The crane is also exposed to a dynamic test in which the durability of all components is tested. This is followed by a static test which tests the crane's capability to resist deflection, and finally by a functional test, in which all crane systems are tested again and again.



Immaculate Finish - Year after Year

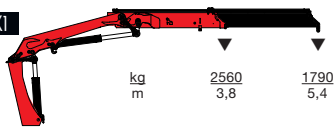
HMF does not compromise on the surface treatment. This is made possible thanks to HMF's ZetaCoat pre-treatment followed by EQC powder coating, ensuring that corrosion never takes over. We guarantee that you obtain the best imaginable paint quality - a quality that never fades and that can withstand damage. A crane that is intensively used must be able to withstand the hardest wear.




- power to lift

HMF 1020K-RC


HMF 1020-K1



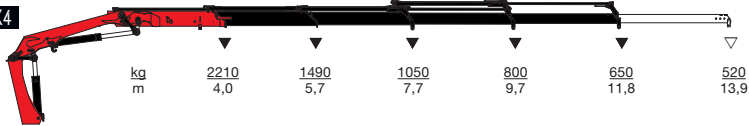
HMF 1020-K2



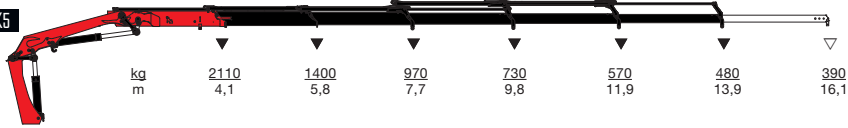
HMF 1020-K3



HMF 1020-K4



HMF 1020-K5



▼ Lifting capacity without manual extensions
 ▽ Lifting capacity with manual extensions



- power to lift
HMF Group A/S

Oddervej 200 · DK-8270 Højbjerg
 Tel.: +45 8627 0800 · Fax: +45 8627 0744 · info@hmf.dk

www.hmf.dk

Z008840-01

We reserve the right to introduce improvements and modifications